

1

3

			Datum	
			Eng.	Wout Louter
			Gez.	20. Jun. 2011
Wijziging	Datum	Naam	Norm	

Rotofill

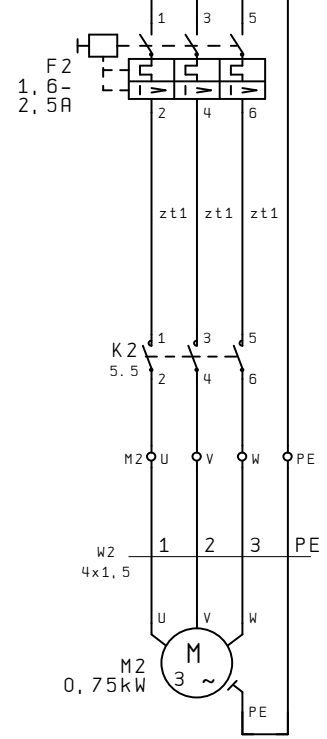


Hoofdstroom
Main Circuit

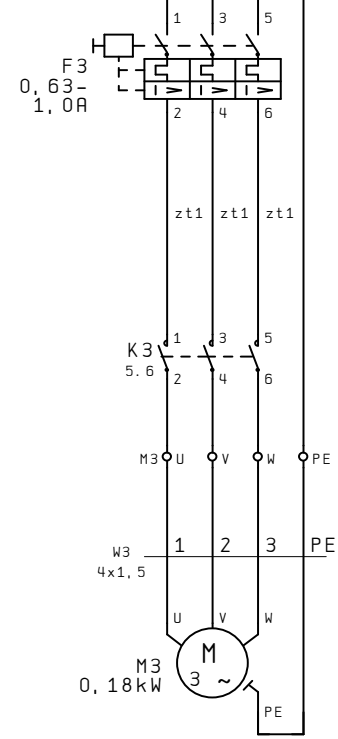
ROTOF04J	=	
	+	
		B1. 2
		5 B1.

2.9/L3 → zt1
 2.9/N → bw1
 2.9/PE → gng11

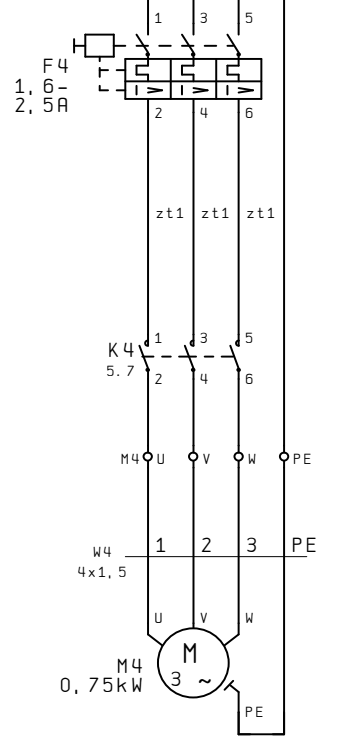
2.9/L1: 1
 2.9/L2: 1
 2.9/L3: 1



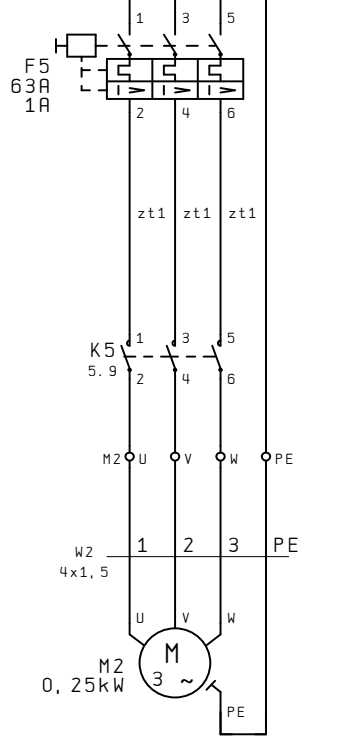
Rotor



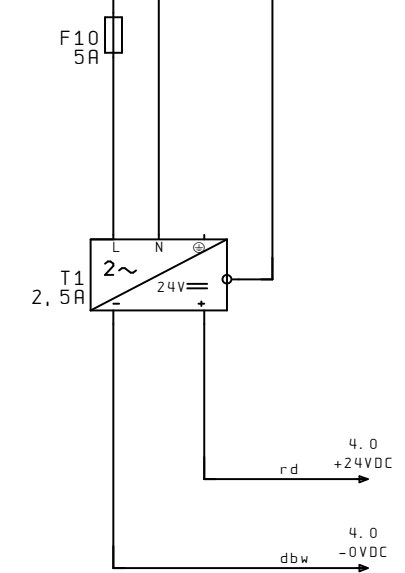
Borstel
Brush



Elevator



Triller
vibrator



Schakelende voeding
Switch mode
power supply

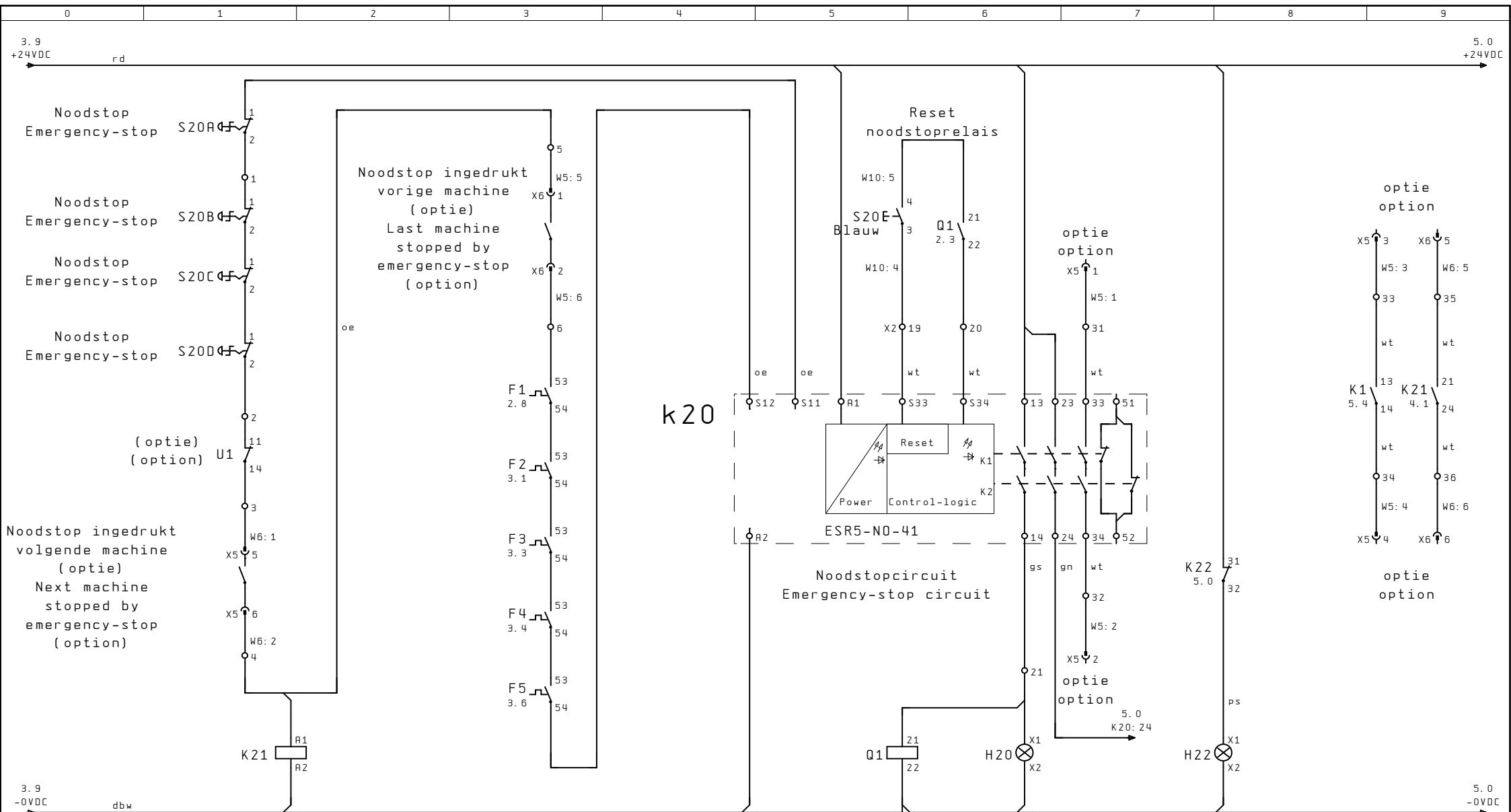
			Datum	
			Eng.	Wout Louter
			Gez.	20. Jun. 2011
Wijziging	Datum	Naam	Norm	

Rotofill



Hoofdstroom
Main circuit

ROTOF04J	=	
	+	
		B1. 3
		5 B1



Noodstoppen (optie)
Emergency-stops (option)
21 - 24 4.9

Stand-by

Gestopt
Stopped

			Datum	
			Eng.	Wout Louter
			Gez.	20. Jun. 2011
Wijziging	Datum	Naam	Norm	

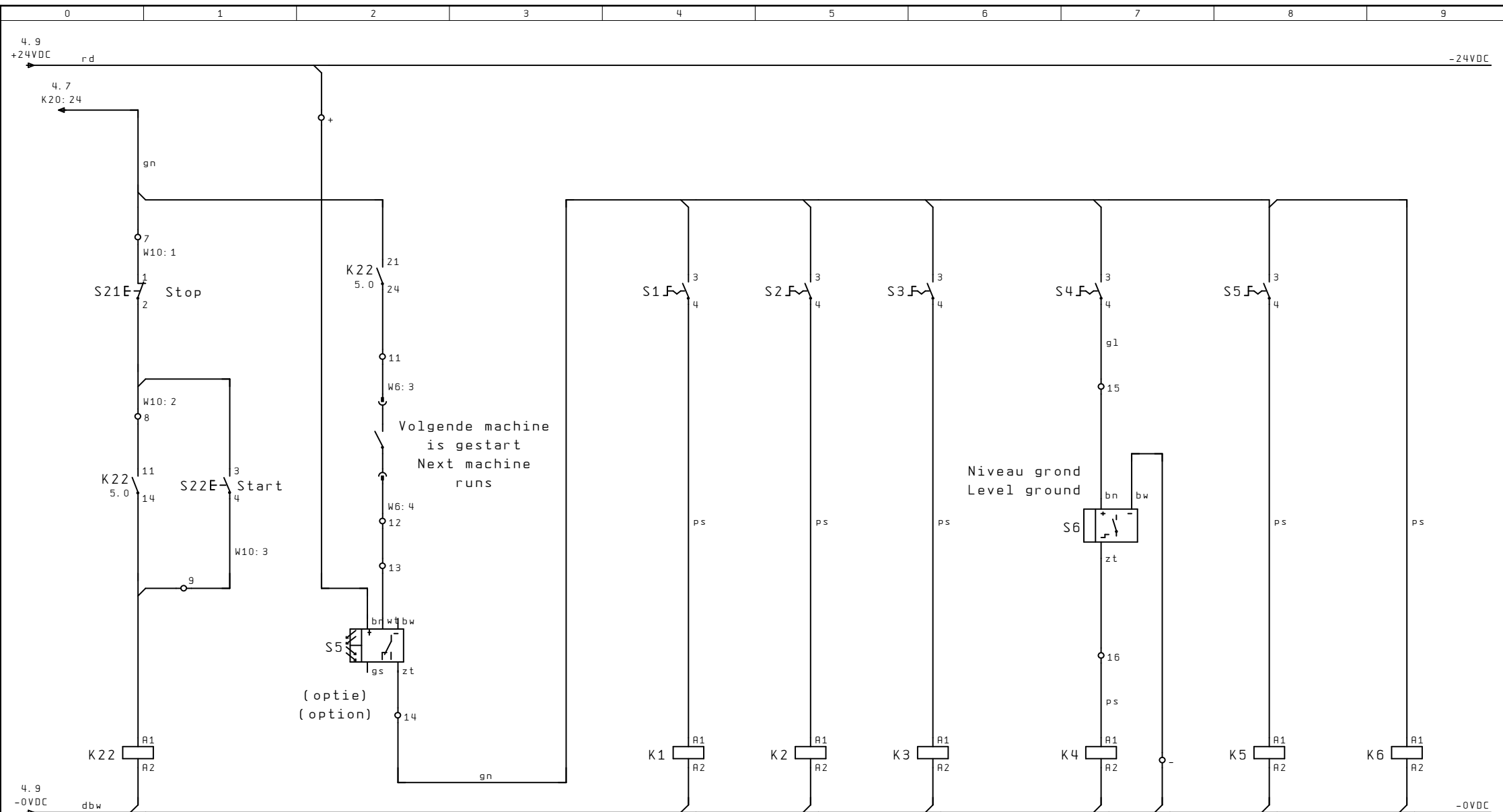
Rotofill



Stuurstroom
Control circuit

ROTOF04J

=	
+	
	B1. 4
	5 B1



Start/stop relais
Start/stop relay

11 - 14 5.0
21 - 24 5.2
31 - 32 4.8

Tray aanwezig
Tray present

Band
Conveyor belt

1 - 2 2.8
3 - 4 2.8
5 - 6 2.8
13 - 14 4.9

Rotor

1 - 2 3.1
3 - 4 3.1
5 - 6 3.1

Borstel
Brush

1 - 2 3.3
3 - 4 3.3
5 - 6 3.3

Elevator

1 - 2 3.4
3 - 4 3.4
5 - 6 3.5

Triller
vibrator

1 - 2 3.6
3 - 4 3.6
5 - 6 3.6

Geschakeld
switched

(optie) 2.6
3 - 4 2.7
5 - 6 2.7

		Datum	
		Eng.	Wout Louter
		Gez.	20. Jun. 2011
Wijziging	Datum	Naam	Norm

Rotofill



Stuurstroom
Control circuit

ROTOF04J	=	
	+	
		B1. 5
		5 B1

Trädgårdsteknik AB
Helsingborgsvägen Varalöv
262 96 ÄNGELHOLM
Tel: 0431-22290
Fax: 0431-22270
Mail: info@[tradgardsteknik.se](mailto:info@tradgardsteknik.se)
Webb: www.tradgardsteknik.se