PITA

- In lijn met een Excellent
- in line with an Excellent

Versie 5.0
Version 5.0
03-06-2009

			Datum		PITA	JAVO Partner in Growing	Voorpagina Title sheet	PITA05A	=
			Eng.	Wout Louter					+
			Gez.	17. Jun. 2011					Bl. 1
Wijziging	Datum	Naam	Norm						10 Bl.

Inhoudsopgave / Table of contents

Pagina 1	Voorblad	Title sheet	Page 1
Pagina 2	Inhoudsopgave-Betekenis afkortingen	Table of contents / wirecolors	Page 2
Pagina 3	Hoofdstroom	Main circuit	Page 3
Pagina 3.1	Hoofdstroom	Main circuit	Page 3.1
Pagina 4	Noodstopcircuit	Emergency stop circuit	Page 4
Pagina 5	PLC ingangen 0Ch 00 - 05	PLC input 0Ch 00 - 05	Page 5
Pagina 6	PLC ingangen 0CH 06 - 11	PLC input 0CH 06 - 11	Page 6
Pagina 7	PLC ingangen 1CH 00 - 05	PLC input 1CH 00 - 05	Page 7
Pagina 8	PLC uitgangen 10CH 00 - 07	PLC output 10CH 00 - 07	Page 8
Pagina 9	PLC uitgangen 11CH 00 - 03	PLC output 11CH 00 - 03	Page 9
Pagina 10	Pneumatiek	Pneumatics	Page 10

Betekenissen gebruikte afkortingen / Meaning shortenings

Draadkleuren / wirecolors

bruin / brown 6mmq	bn6	bruin / brown 4mmq	bn4
blauw / blue 6mmq	bw6	blauw / blue 4mmq	bw4
zwart / black 6mmq	zt6	zwart 4mmq	zt4
groen/geel 6mmq green/yellow 6mmq	gngl6	groen/geel 4mmq green/yellow 4mmq	gngl4
bruin / brown 2,5mmq	bn2	bruin / brown 1,5mmq	bn1
blauw / blue 2,5mmq	bw2	blauw / blue 1,5mmq	bw1
zwart / black 2,5mmq	zt2	zwart / black 1,5mmq	zt1
groen/geel 2,5mmq green/yellow 2,5mmq	gngl2	groen/geel 1,5mmq green/yellow 1,5mmq	gngl1
bruin / brown 0,75mmq	bn	oranje 0,75mmq	oe
zwart / black 0,75mmq	zt	orange 0,75mmq	
groen/geel 0,75mmq green/yellow 0,75mmq	gngl	grijs / grey 0,75mmq	gs
		geel / yellow 0,75mmq	gl
rood / red 0,75mmq	rd	paars / purple 0,75mmq	ps
donkerblauw 0,75mmq dark blue 0,75mmq	dbw	groen / green 0,75mmq	gn
		wit / white 0,75mmq	wt

Klemmenstroken en stekers of contactbussen / Terminals and connectors

X1	Klemmenstrook motoren / terminals motors
X2	Klemmenstrook noodstopcircuit en potentiaal vrije contacten / Terminals emergency stop circuit
X3	Klemmenstrook PLC / Terminals PLC
X4	Klemmenstrook klemmenkast ventielen / Terminals little panel valves

Kabels / Cables

W1	Kabel motor band / Cable motor belt
W2a	Kabel motor op/neer / Cable motor up/down
W2b	Kabel rem motor op/neer / Cable brake motor up/down
W3	Kabel naar klemmenkast ventielen / Cable to little panel valves

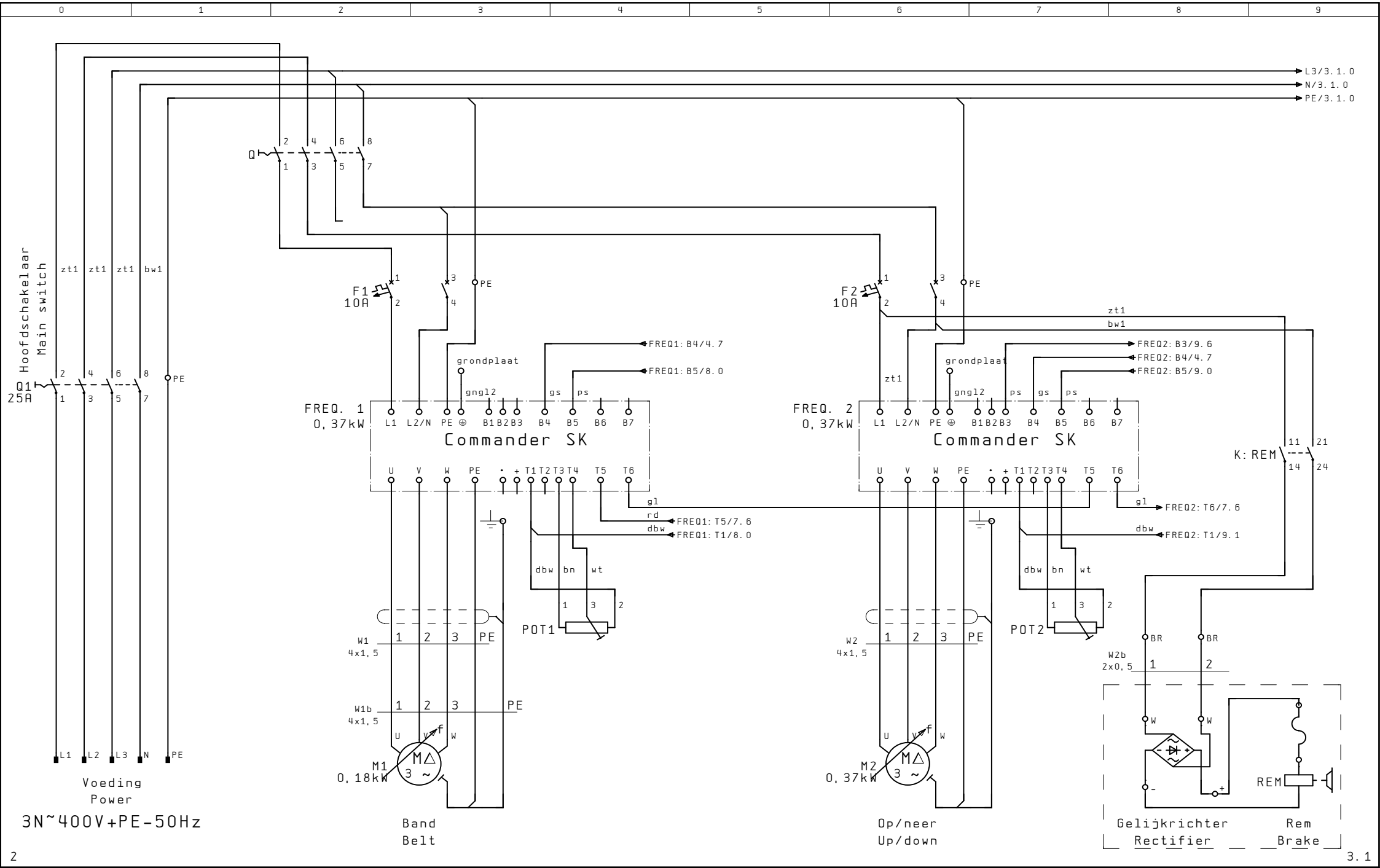

2

3.1

			Datum		PITA	Hoofdstroom Primary current	PITA05A
			Eng.	Wout Louter			
			Gez.	17. Jun. 2011			
Wijziging	Datum	Naam	Norm				

JAVO Partner in Growing

Bl. 3 / 10 Bl.

3 4

			Datum		PITA	JAVO Partner in Growing	Hoofdstroom Primary current	PITA05A	=
			Eng.	Wout Louter					+
			Gez.	17. Jun. 2011					Bl.3.1
Wijziging	Datum	Naam	Norm						10 Bl.

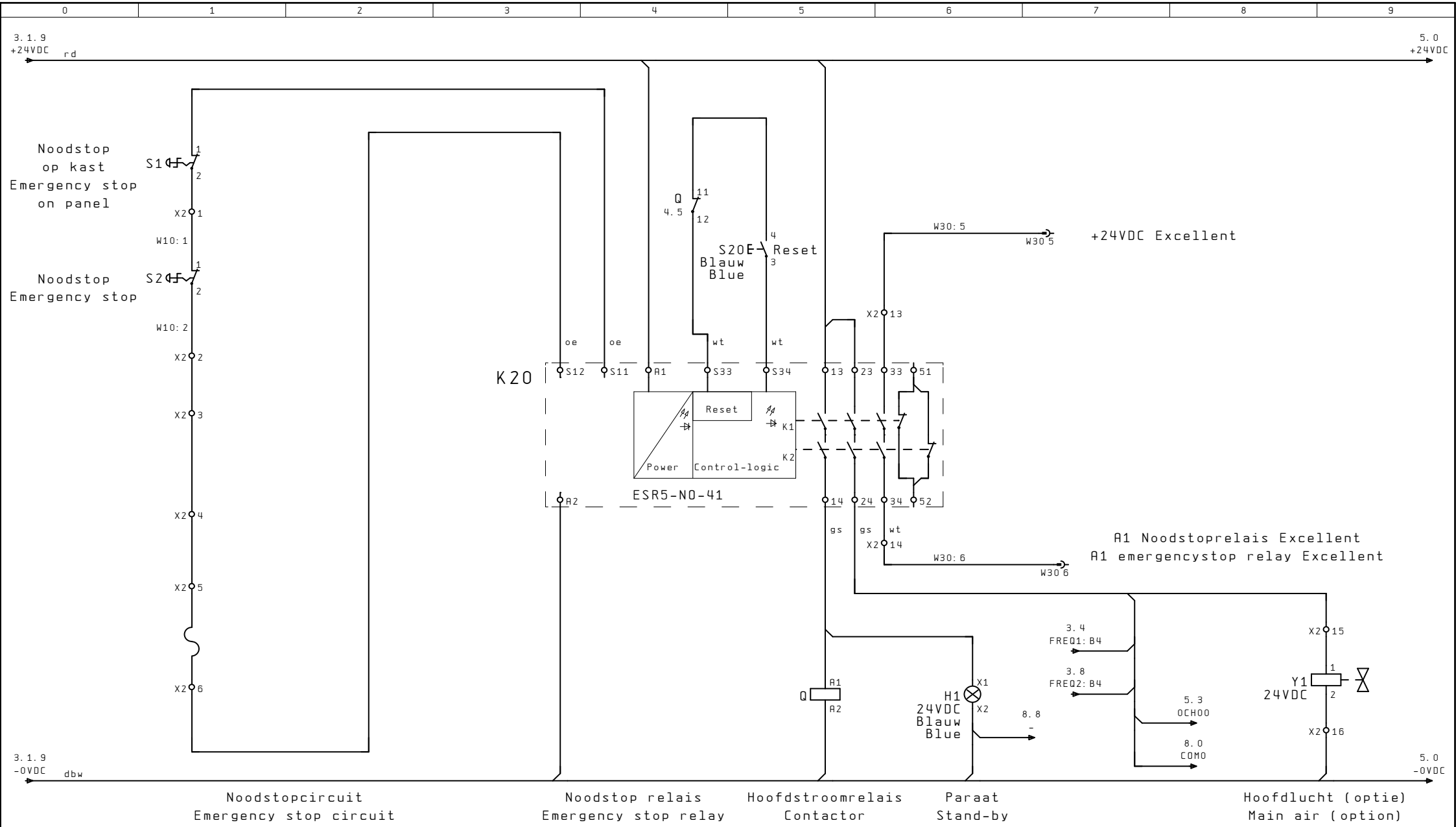

3.1

5

			Datum		PITA	JAVO Partner in Growing	Noodstopcircuit Emergency stop circuit	PITA05A	=
			Eng.	Wout Louter					+
			Gez.	17. Jun. 2011					Bl. 4
Wijziging	Datum	Naam	Norm						10 Bl.

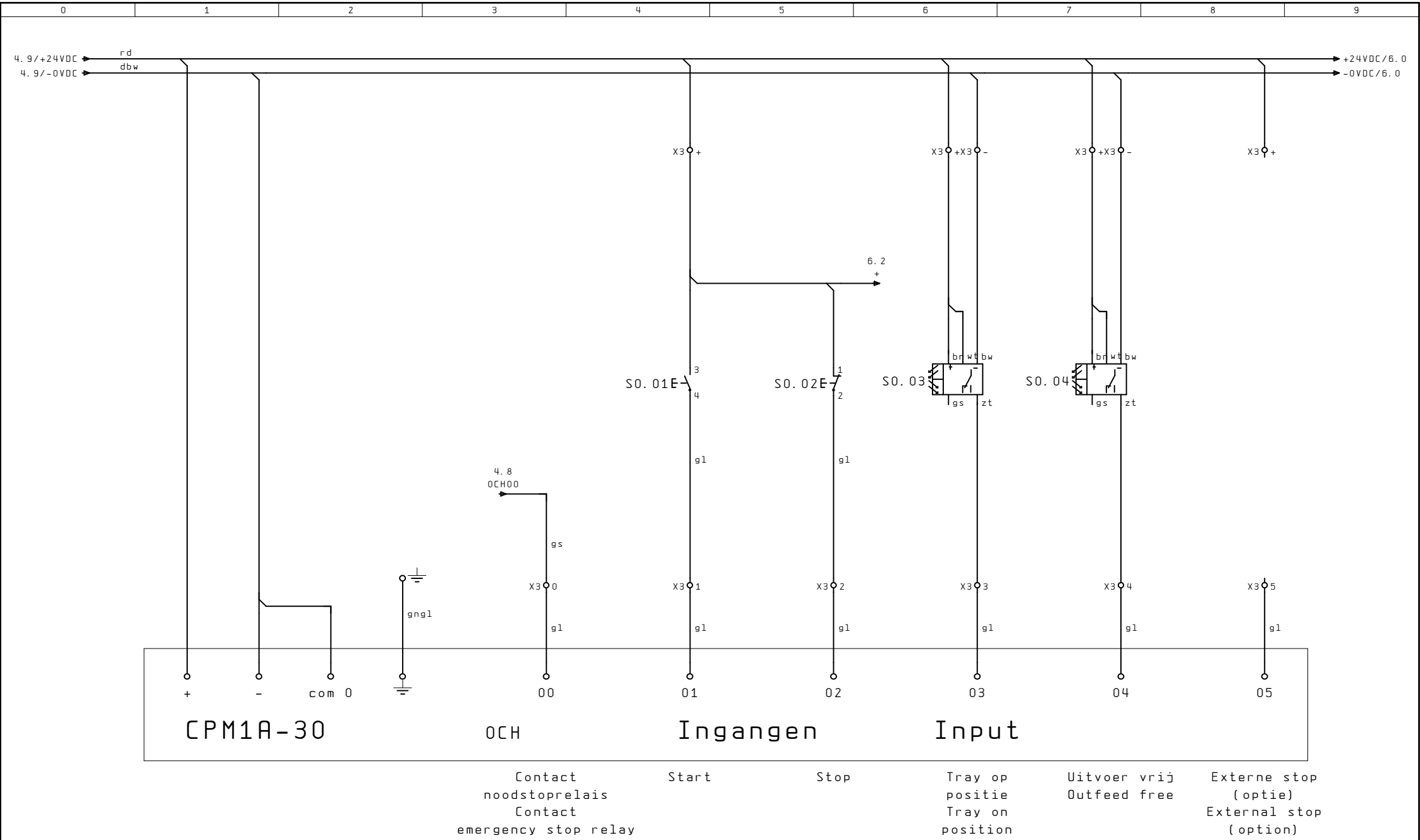

4

6

			Datum		PITA	JAVO Partner in Growing	PLC ingangen/input 0CH 00 - 05	PITA05A
			Eng.	Wout Louter				
			Gez.	17. Jun. 2011				
Wijziging	Datum	Naam	Norm					

=
+

Bl. 5
10 Bl.

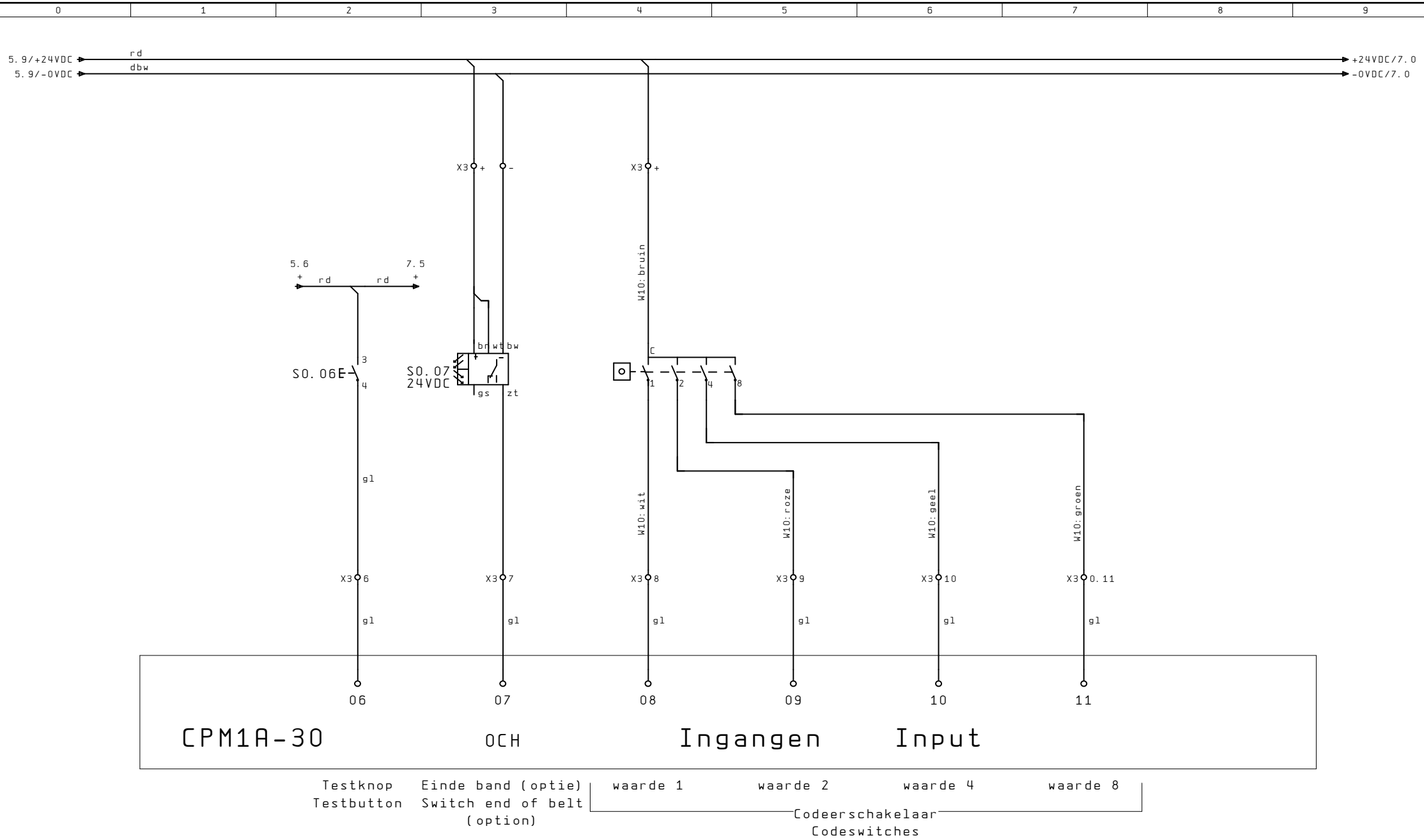

5 7

			Datum		PITA	JAVO Partner in Growing	PLC ingangen/input OCH 06 - 11	PITA05A
			Eng.	Wout Louter				
			Gez.	17. Jun. 2011				
Wijziging	Datum	Naam	Norm					

=
+
Bl. 6
10 Bl.

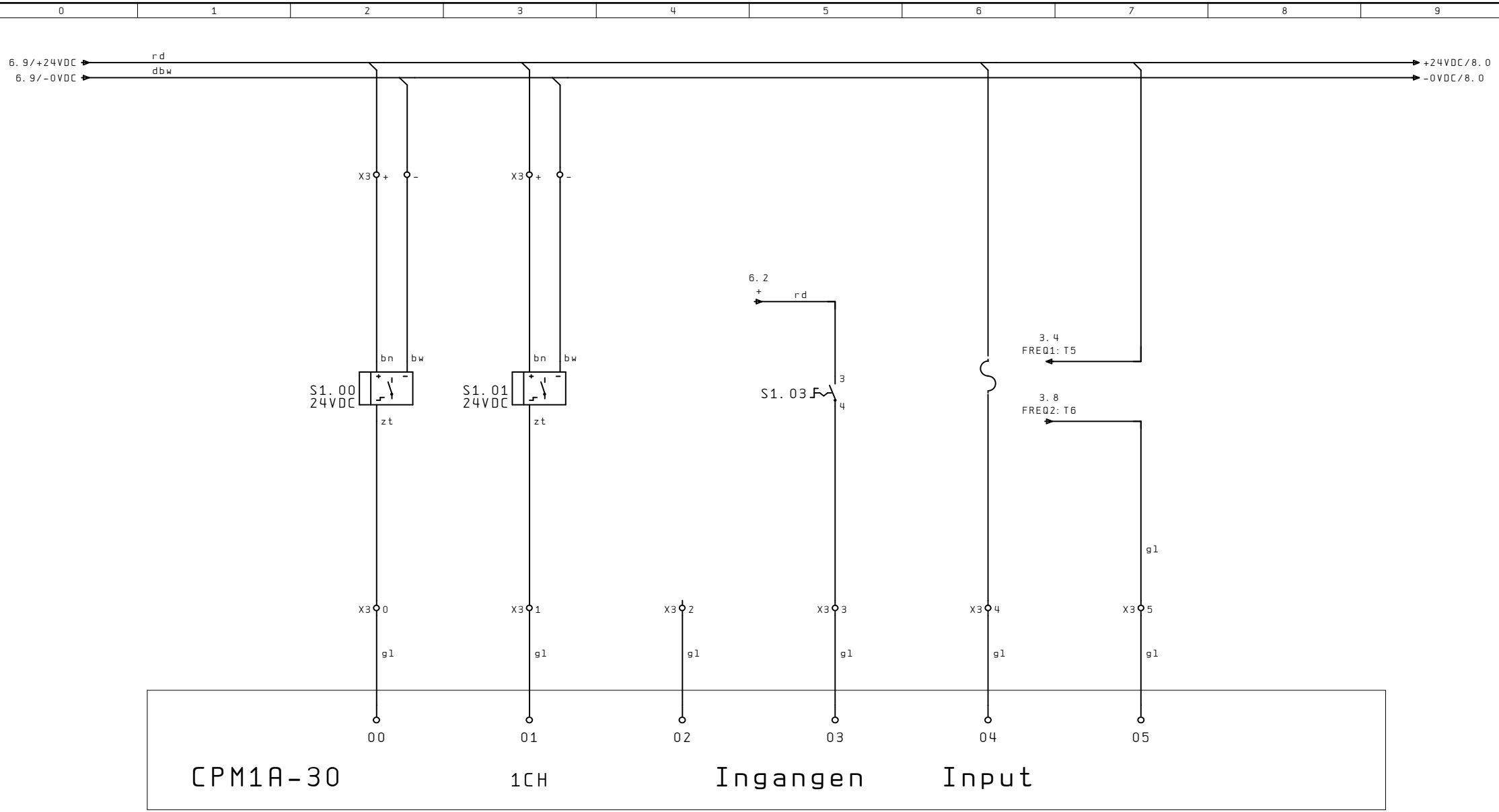

6 8

			Datum		PITA	Partner in Growing	PLC ingangen/input 1CH 00 - 05	PITA05A	=
			Eng.	Wout Louter					+
			Gez.	17. Jun. 2011					Bl. 7
Wijziging	Datum	Naam	Norm						10 Bl.

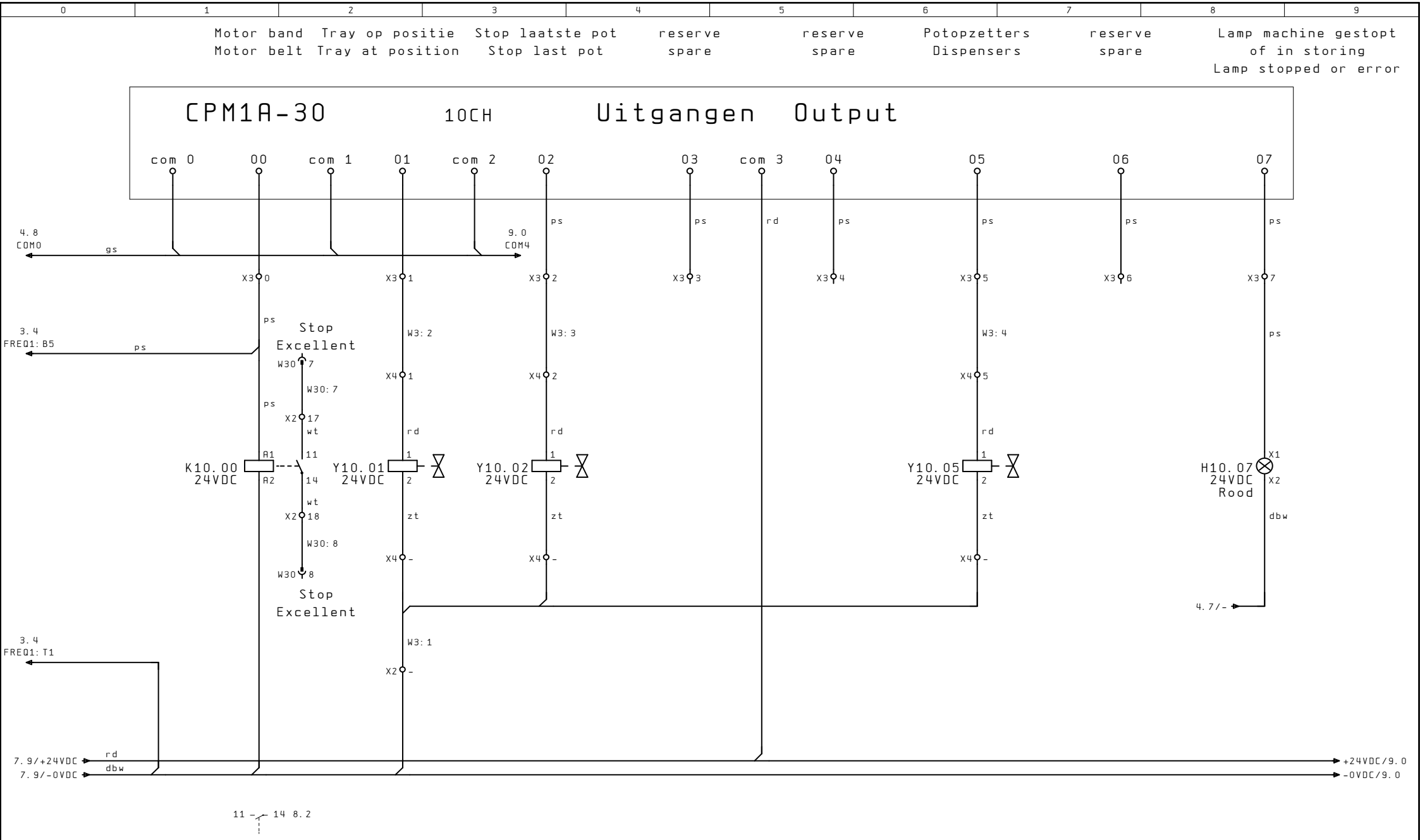

7 9

			Datum		PITA	JAVO Partner in Growing	PLC uitgangen/output 10CH 00 - 07	PITA05A	=
			Eng.	Wout Louter					+
			Gez.	17. Jun. 2011					Bl. 8
Wijziging	Datum	Naam	Norm						10 Bl.

0	1	2	3	4	5	6	7	8	9

Motor op/neer
Motor up/down

reserve
spare

reserve
spare

Machine gestart
Machine runs

Relais rem
Relay brake

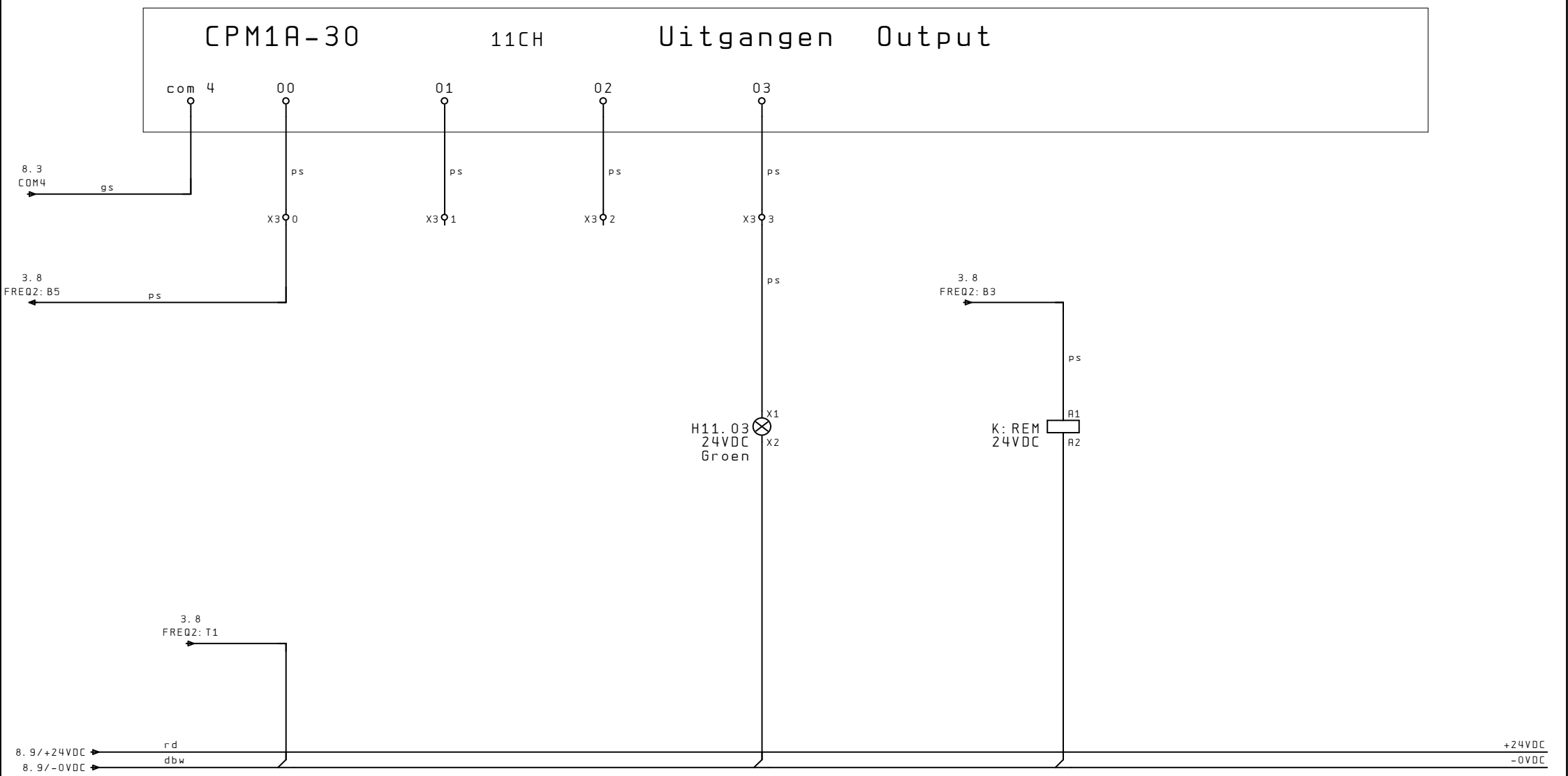

			Datum		PITA	PLC uitgangen/output 11CH 00 - 03	PITA05A	=
			Eng.	Wout Louter				+
			Gez.	17. Jun. 2011				Bl. 9
Wijziging	Datum	Naam	Norm					10 Bl.

JAVO Partner in Growing

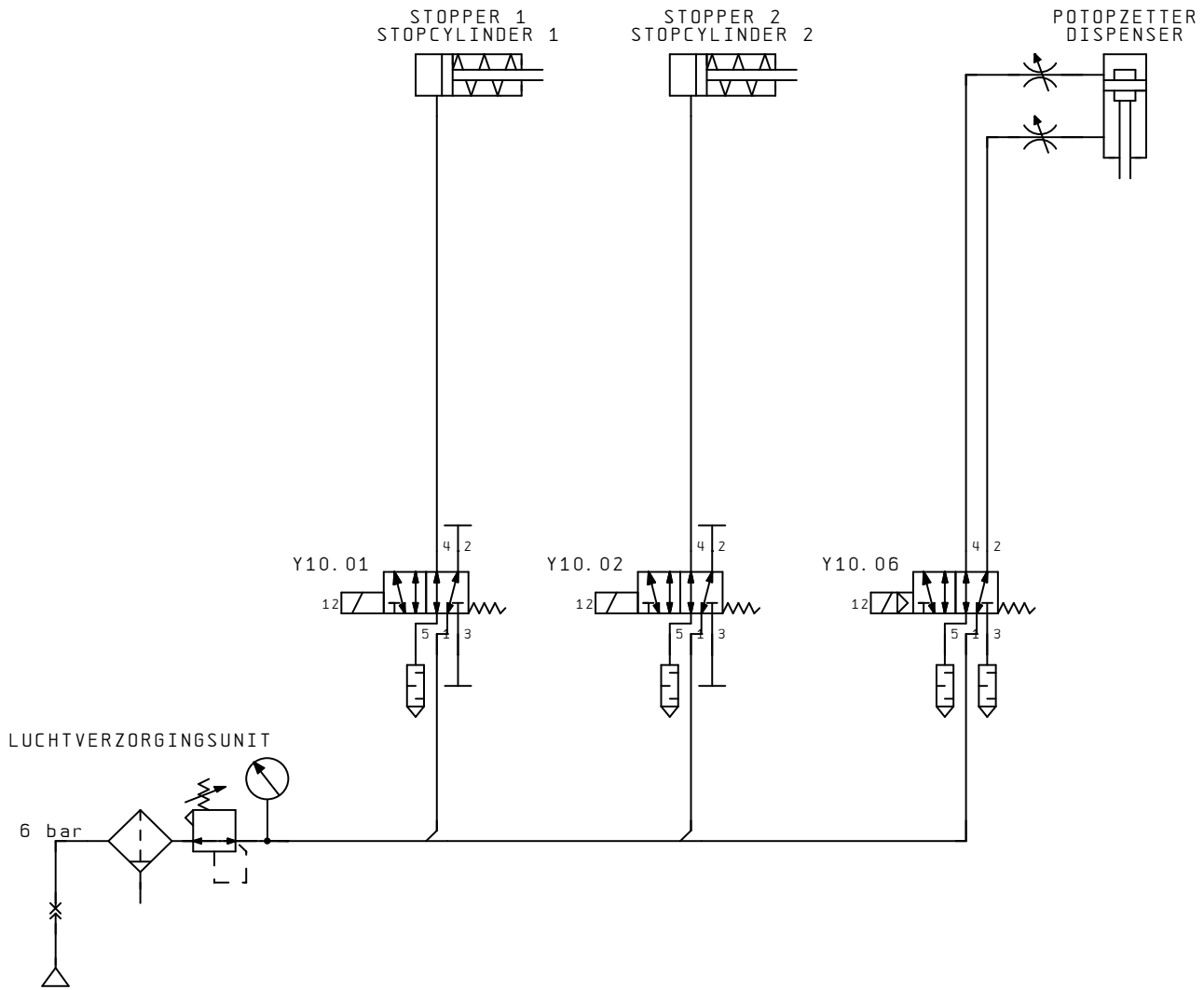

9

			Datum		PITA	Pneumatiek Pneumatics	PITA05A	=
			Eng.	Wout Louter				+
			Gez.	17. Jun. 2011				Bl. 10
Wijziging	Datum	Naam	Norm					10 Bl.

Partner in Growing

Trädgårdsteknik AB
Helsingborgsvägen Varalöv
262 96 ÄNGELHOLM
Tel: 0431-22290
Fax: 0431-22270
Mail: info@tradgardsteknik.se
Webb: www.tradgardsteknik.se